











Maryland Tick Identification

Emily Zobel, Faculty Extension Assistant, Dorchester County

Species	Transmitted Diseases	Scutum Pattern	Larval, Nymph, Adult Male and Adult Female (Not to scale)	When it's Active	Habitat
American dog tick (<i>Dermacentor variabilis</i>)	<ul style="list-style-type: none"> Rocky Mountain spotted fever Tularemia Tick paralysis 			Adults: April- early August Nymphs: May - July Larvae: April - September	Found in areas with little or no tree cover.
Black-legged tick or Deer Tick (<i>Ixodes scapularis</i>)	<ul style="list-style-type: none"> Lyme disease Anaplasmosis Babesiosis Powassan disease 			Adults: all year Nymphs: May-August Larvae: July-September	Mostly found in deciduous forest. Distribution relies greatly on that of its reproductive host (white-tailed deer)
Brown dog tick (<i>Rhipicephalus sanguineus</i>)	<ul style="list-style-type: none"> Rocky Mountain spotted fever Canine ehrlichiosis Canine babesiosis, 			Adults: all year Nymphs: all year Larvae: all year	Prefer to feed on dogs. Sometimes found in homes.
Lone star tick (<i>Amblyomma americanum</i>)	<ul style="list-style-type: none"> Human ehrlichiosis Tularemia Southern tick-associated rash illness Meat allergy 			Adults: April- late August Nymphs: May- early August Larvae: July- late September	Found mostly in woodlands with dense undergrowth and around animal resting areas.
Gulf Coast tick (<i>Amblyomma maculatum</i>)	<ul style="list-style-type: none"> <i>Rickettsia parkeri</i> spotted fever 			N/A	Found in grass prairies and coastal uplands. Not very common in Maryland.

Pictures and information from University of Rhode Island Tick Encounter Resource Center (<http://www.tickencounter.org/>) and University of Florida (<http://entnemdept.ufl.edu>)

How to Remove a Tick

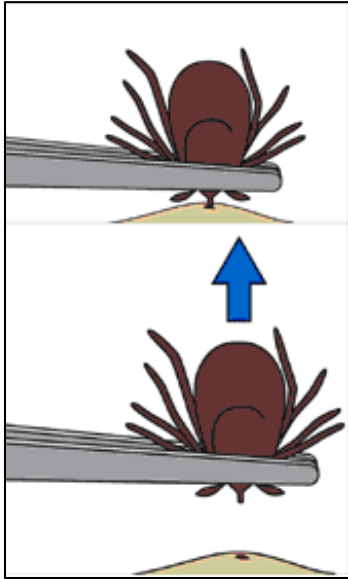


Image from the Centers for Disease Control

If you find a tick on yourself, someone else or a pet, remove it as soon as possible. Do not use Vaseline, liquid soap on a cotton ball or touch it with a hot match, these methods were once believed to be best years ago, but now we know that the safest way to remove a tick is to use a pair of pointy tweezers.

To remove a tick from your skin use fine-tipped tweezers to firmly grasp the tick very close to your skin. With a steady motion, pull the tick's body away from your skin. Then clean your skin with soap and warm water. Do not be alarmed if the tick's head or mouthparts remain in the skin, just disinfect the area with rubbing alcohol. Once the mouthparts are removed from the rest of the tick, it can no longer transmit diseases.

For more information on the ticks and tick-bored diseases can be found at the University of Rhode Island's Tick Resource website (<http://www.tickencounter.org/>) and the Centers for Disease Control (www.cdc.gov/)